



## Energy Export Databrowser Updated to BP 2013 Data

Posted by [Jonathan Callahan](#) on June 17, 2013 - 10:31pm

The Energy Export Databrowser has been updated to the latest version of the BP Statistical Review. A few charts are provided below the fold that help illuminate the following stories evident in the data:

1. The US is less reliant on imports from across the globe
2. UK energy production from all sources continues its decline
3. Brazil is unlikely to become a major oil exporter

The databrowser is available in the following languages:

[Deutsch](#) [English](#) [Español](#) [Français](#) [Italiano](#) [Nederlands](#) [Svensk](#)

Happy Exploring!

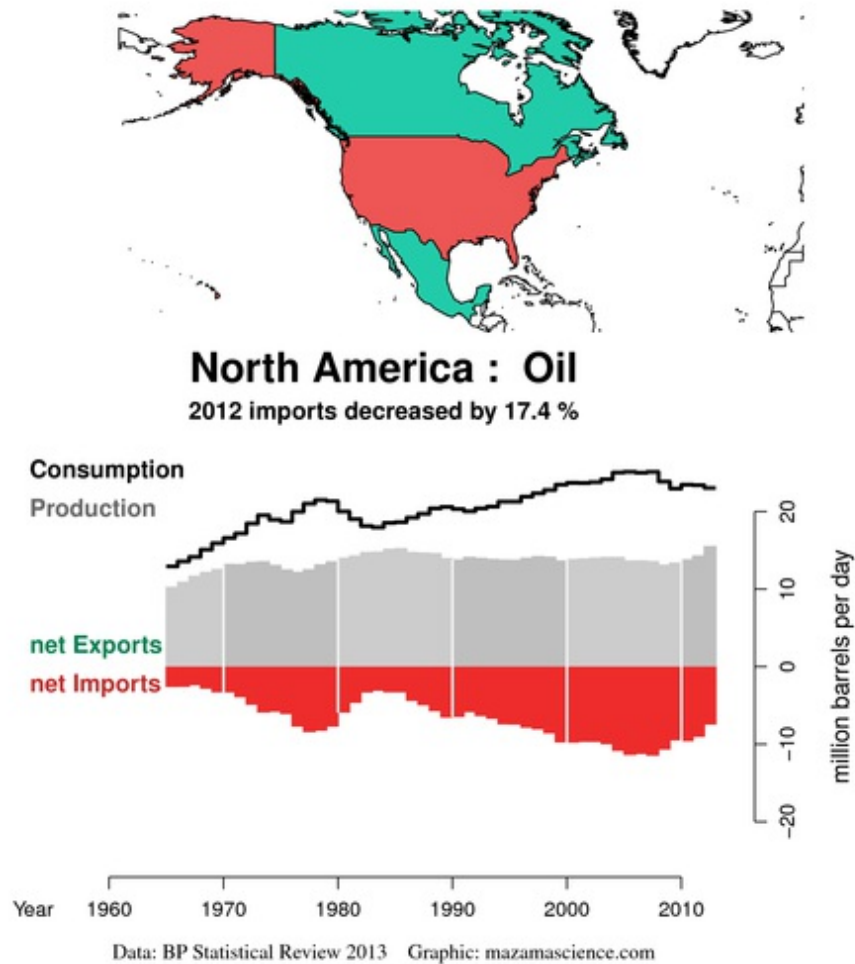
---

A few of the stories found in the data include:

### 1) The US is less reliant on imports from across the globe

North American oil production (including natural gas liquids) is up while consumption is steady, leading to reduced imports from overseas. Individual components include

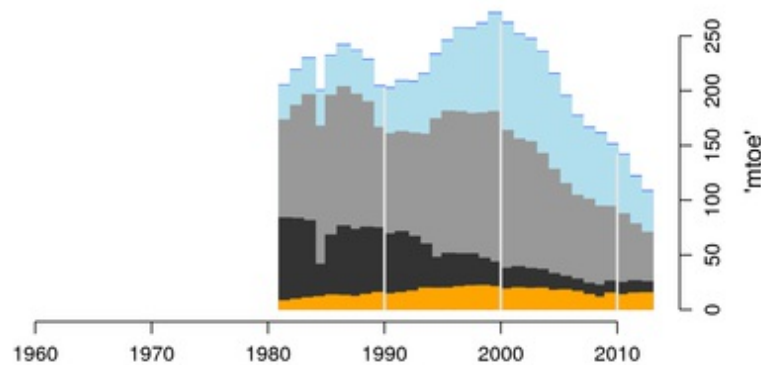
- Increased production of Canadian tar sands.
- Increased production of US tight oil and gas.
- Minimal declines in Mexican oil fields.
- Reduced consumption in the US.



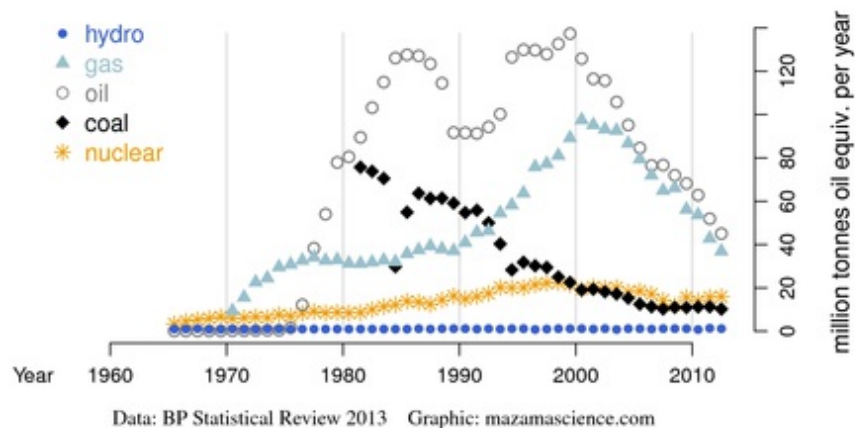
## 2) UK energy production from all sources continues its decline

Excluding alternative fuels, the United Kingdom now produces only 40% of the energy it did in 2000. This is energy poverty on a national scale!

**2012 : Total energy produced decreased by 11. %**



### United Kingdom : Production



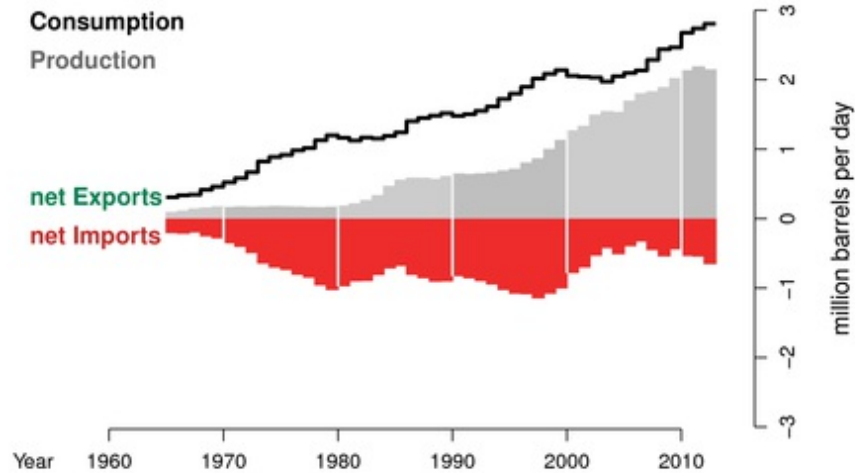
### 3) Brazil is unlikely to become a major oil exporter

**Despite the hoopla a few years ago about Brazil's offshore, sub-salt discoveries, Brazil looks unlikely to become an oil exporter any time soon.**



## Brazil : Oil

2012 imports increased by 19. %



Data: BP Statistical Review 2013 Graphic: mazamascience.com



This work is licensed under a [Creative Commons Attribution-Share Alike 3.0 United States License](https://creativecommons.org/licenses/by-sa/3.0/).